



ARDEX WPM 750

Undertile Butynol®

Rubber Membrane Waterproofing System

DISCLAIMER The technical details, recommendations and other information contained in this data sheet are given in good faith and represent the best of our knowledge and experience at the time of printing. It is your responsibility to ensure that our products are used and handled correctly and in accordance with any applicable New Zealand Standard, our instructions and recommendations and only for the uses they are intended. We also reserve the right to update information without prior notice to you to reflect our ongoing research and development program. Country specific recommendations, depending on local standards, codes of practice, building regulations or industry guidelines, may effect specific installation recommendations. The supply of our products and services is also subject to certain terms, warranties and exclusions, which may have already been disclosed to you in prior dealings or are otherwise available to you on request. You should make yourself familiar with them.

ARDEX WPM 750

Undertile Butynol® - Rubber Membrane Waterproofing System

UNDERTILE BUTYNOL® SPECIFICATION

Ardex WPM 750 (Undertile Butynol®) is made up of synthetic rubber with properties which resist ageing from heat, sunlight and ozone and is heat weldable. Polypropylene filaments are welded onto both sides of the membrane for better wetting by water based adhesives. It has excellent gas impermeability and toughness and remains flexible at low temperatures.

Laps and corners are to be heat formed and/or welded. Tiling can be done directly on the membrane after 60 minutes with common Ardex tiling adhesives like X77, X56 STS8/E90, Quickbond/Abalastic, 2 part Optima or ABAFLEX.

Undertile Butynol® is marketed by Ardex as a warranted undertile waterproofing product using solvent free adhesives and fixed by their trained and experienced approved Applicators.

UNDERTILE BUTYNOL® MATERIAL SPECIFICATIONS

Our requirements for long term warranty necessitate that the Undertile Butynol® meets these typical technical requirements:

Specific Gravity to ASTM D297	1.30±0.05
Hardness IRHD to ASTM D1415	65±5
Tensile Strength to ASTM D412	4.86 MPa min
Elongation at break to ASTM D412	300% min
Water Absorption to ASTM D471	1.65% (by mass)
(for 1mm Butynol®)	0.72% (by volume)
Water Permeability to ASTM E96-92	
Vapour Flow Resistance (for 1mm Butynol®)	12414 (MNs/g)
Vapour Flow Rate (for 1mm Butynol®)	0.013 (g/m ² d)

Note: Interesting comparable figures for water permeability are –

Polythene 156, Asphalt 1830, P.V.C. 4900

K Values on 1mm Butynol® sheeting

K Value (Thermal Conductivity): 7.4 x 10³Cal/cm/sec/deg C

UNDERTILE BUTYNOL® GAUGES

Standard 0.5mm – For undertile waterproofing

RESISTANCE

Undertile Butynol® resists tearing, flex cracking, bubbling and abrasion. It is extremely strong, has a long life and is versatile.

PACKAGING

Rolls of nominal 1.4m x 20m long. Rolls are packed in polythene wrapper trademarked Undertile Butynol®.

SUBSTRATE SPECIFICATION

Plywood & TimberSubstrates must be dry when Undertile Butynol® is applied. The plywood and timber substructure shall have a maximum moisture content of 20% when Undertile Butynol® is adhered.

NOTE: The use of LOSP (Light Organic Solvent Preservative) treated plywood must NOT be used under Undertile Butynol® in any circumstances or conditions.

OTHER SUBSTRATE TYPES

Fibre cement compressed sheet, closed cell polyurethane foam, wet wall linings i.e. Gib Aqualine, VillaBoard.

New Concrete

Must be cured for a minimum of 28 days and all curing compounds removed prior to application. A reduction in cure time can be achieved by utilising the Ardex HydrEpoxy System (consult Ardex Technical Department for details)

Old Concrete

Must be clean from any contaminants prior to application

ADHESIVES FOR USE WITH UNDERTILE BUTYNOL®

WPM 09A The standard contact brushing, spray grade and rolling solvent free adhesive for fixing to the substrate. Supplied in 20L plastic containers.

WPM 09C Catalyst to assist adhesion in adverse conditions.

DURABILITY

Undertile Butynol® when fixed according to Ardex instruction will meet the NZBC requirements of B2.3.1(b) 15 years.

Refer BRANZ Appraisal Certificate No 727 2011.

PRODUCT WARRANTY

When laid by an approved Applicator in accordance with Ardex's specifications, a material warranty for up to 20 years is available. Ardex is not responsible for any costs arising from installation of the Membrane and does not provide any warranty other than where a written Ardex material warranty has been issued.

WORKMANSHIP

A warranty for workmanship shall be provided directly by the approved Applicator. The period and terms of the workmanship warranty shall be determined by the conditions of the contract or the approved Applicator.

TYPICAL ARCHITECTURAL UNDERTILE BUTYNOL® SPECIFICATION

1. Preliminary

Refer to the Preliminary & General Clauses of this specification and to the General Conditions of Contract which are equally binding on all trades. This section of the specification shall be read in conjunction with all other sections.

2. Scope

This section of the contract consists in general of the provision and laying of the Undertile Butynol® in wet areas.

3. Workmanship

The whole of the work shall be carried out by skilled tradesmen using adequate and proper equipment and methods in accordance with best trade practice, and following the specifications, methods and recommendations as laid down by the manufacturers.

4. Sub-contractors

The work included in this section of the contract shall be carried out by a firm of waterproofing experts conversant with and specialising in the supply and fixing of this materials and shall be a firm approved by Ardex.

5. Warranty

When laid by an approved Applicator in accordance with Ardex's specifications, a written material warranty of up to 20 years is available. It is the responsibility of the approved Applicator to confirm proper installation and to request Ardex to issue a material warranty on behalf of the customers following completion of installation. Ardex is not responsible for any costs arising from installation and does not provide any warranty other than where a written Ardex material warranty has been issued.

6. Materials

6.1 Undertile Butynol® Membrane

Shall be 0.5mm thick Undertile Butynol® in all wet area surfaces, where membrane is to be overlaid with tiles.

6.2 Adhesives

Shall be recommended by Ardex specially formulated for Undertile Butynol® and suitable for the particular application and the relevant temperature and conditions applicable.

7. Laying of Undertile Butynol®

The Undertile Butynol® installer shall check the substrate before laying any membrane to ensure that the surface is completely sound, screw fixed to specifications: screw heads flush, sheets spaced to provide for thermal movement or shock.

8. Completion

On completion carefully and thoroughly clean off and remove all scraps and other rubbish from finished surfaces and leave in tidy order.

9. Extent of Work

Observe the foregoing specification and supply and lay Undertile Butynol® sheeting to all wet areas as shown and detailed in the drawing and in accordance with AS/NZS3740. Failure to comply with the above specifications will result in all warranties being null and void.

LAYING SPECIFICATION

The sub-contractor for the work called for in this trade will be a Company or Person approved by Ardex. The approved installer shall examine all drawings and provide for the surface to which Undertile Butynol® is to be fixed shall be clean, smooth, dry and free from sawdust, grit or sharp objects. Membrane laying shall not start until defects have been corrected. On completion the installer will provide the owner with a Workmanship Warranty and obtain from Ardex a Materials Warranty. Failure to comply with the above specifications will result in all warranties being null and void.

INSTALLATION

Roll out Undertile Butynol® and cut to the measured length. Smooth Undertile Butynol® on contact to minimise air entrapment beneath the membrane. Floor sheets of Undertile Butynol® must extend up the wall at least 150mm. Make sure the Undertile Butynol® is laid tightly into all corners. Wall sheets of Undertile Butynol® should overlap the 150mm upstand. Weld seams and laps with the Leister Triac S Hot Air Gun. Roll with a rubber roller to ensure seams and laps are secure.

Walls, internal corners & transitions

Apply the Undertile Butynol® membrane 1800mm up the walls or to a height of 150mm above the shower rose. For unenclosed showers the membrane must extend a minimum of 1500mm out from the shower rose.

PROTECTION

Undertile Butynol® is not suitable as a trafficable surface.

Undertile Butynol® is compatible with undertile heating systems. For electric undertile heating, the wire must be laid under the membrane.

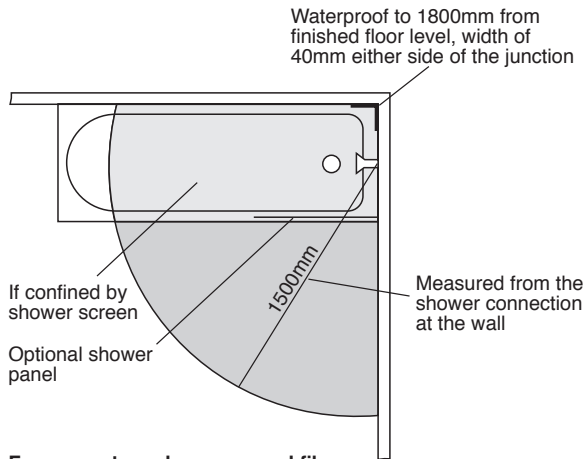
It is the responsibility of the main building contractor to ensure all sub-trades likely to be working in the vicinity of the membrane are aware that a waterproofing membrane has been installed and all care must be taken to protect the membrane from damage. The tiler must lay tiles in accordance with best practice guidelines.

ARDEX WPM 750

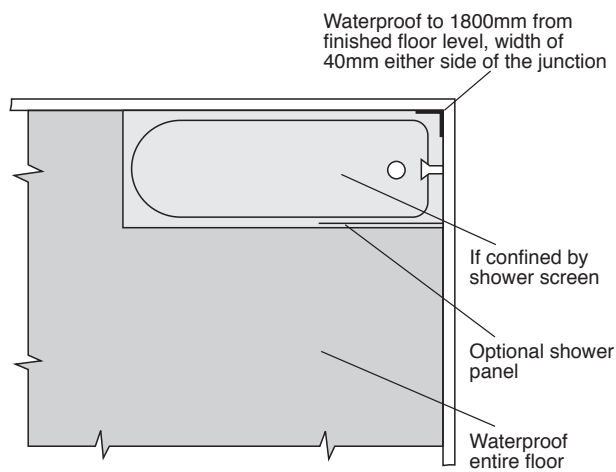
Undertile Butynol® - Rubber Membrane Waterproofing System

LAYING UNDERTILE BUTYNOL® IN BATHROOM WET AREAS in accordance with AS/NZS 3740

Extent of treatment of wet areas - shower area over bath - unenclosed shower

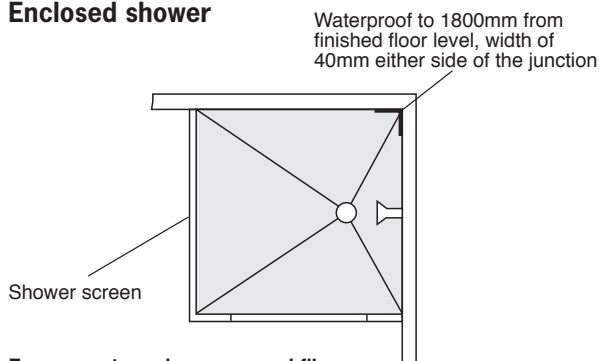


For concrete and compressed fibre cement sheet floors



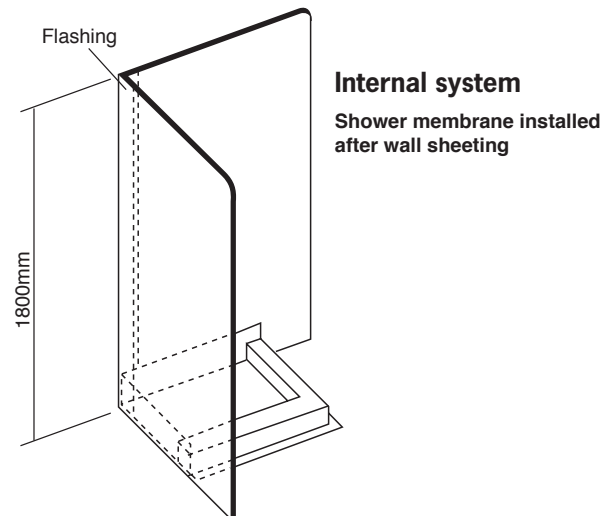
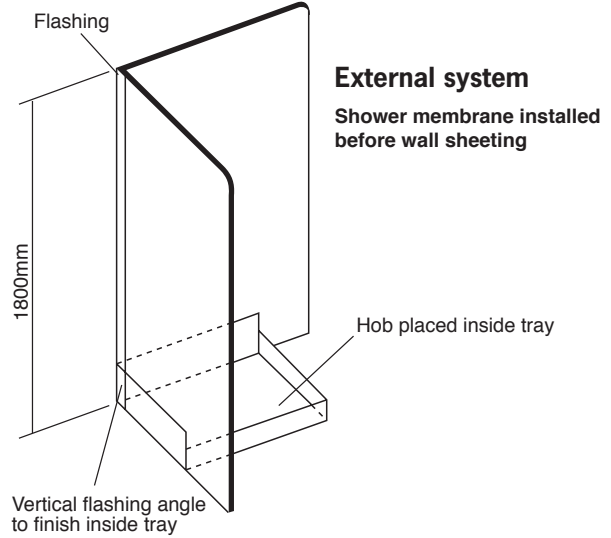
For timber floors including particleboard, plywood and other flooring materials apply Undertile Butynol® waterproofing membrane to entire floor

Enclosed shower



For concrete and compressed fibre cement sheet floors

TYPICAL SHOWER CONSTRUCTION



TYPICAL HOB CONSTRUCTION

The shower screen to be installed so as to be flush with the shower area side of the hob or overhanging into shower area

For showers with hobs and stepdowns Undertile Butynol® to be applied to minimum height of 150mm above finished level of the floor or 25mm above maximum retained water level (whichever is the greater)

